


HY-25/30 series

Rolled iron control box

- Rolled iron and ivory color enamel painted
- Various operating switches are attached (Ø20 and Ø30)
- Various specification (1 ~ 6 holes)

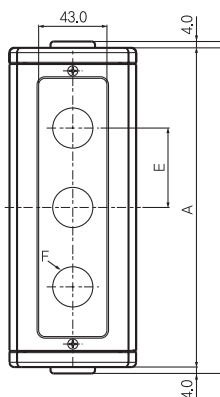


●● Suffix code


Model	Code	Description
HY-	<input type="checkbox"/> <input type="checkbox"/>	Rolled iron controlling box
Installation hole	25	Ø25 Installation hole
	30	Ø30 Installation hole
Number of holes	01	1
	02	2 (03 : 3, 04 : 4, 05 : 5, 06 : 6)

●● Dimension (unit : mm)

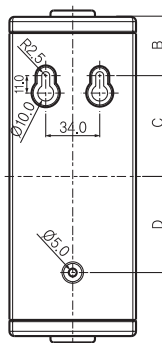
Front view



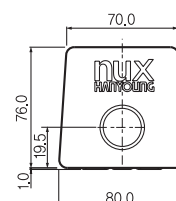
Side view



Back view



Under view



■ Ø25, Ø30 TYPE

Model	A	B	C	D	E	F
HY-2501/HY-3001	100	31.5	18.5	15.5		HY-250□ Ø25.3 ±0.1 HY-300□ Ø30.3 ±0.1
HY-2502/HY-3002	150	34	41	38	50	
HY-2503/HY-3003	200	36.5	63.5	60.5	50	
HY-2504/HY-3004	250	39	86	83	50	
HY-2505/HY-3005	300	41.5	108.5	105.5	50	
HY-2506/HY-3006	350	44	131	128	50	